


New model

Single Fiber Fusion Splicer

FSM-17S

New standard...



Features

- Suitable for single fiber splicing
- Cladding alignment with fixed V-groove
- Dual-directional operating system
- Arc calibration-free system
- Large capacity slot-in battery
- Simple operation steps
- Fiber holder model, FSM-17S-FH available


Fujikura

SPECIFICATIONS	
Model	FSM-17S: Fiber coating clamp model FSM-17S-FH: Fiber holder model
Applicable fibers	SM (ITU-T G.652), MM (ITU-T G.651), DS (ITU-T G.653), NZDS (ITU-T G.655)
Fiber Count	Single
Cladding diameter	125 μ m
Coating diameter	FSM-17S: 250 μ m to 1000 μ m FSM-17S-FH: 250 μ m by FH-50-250 fiber holder or 900 μ m by FH-50-900 fiber holder
Fiber cleaved length	FSM-17S: 8 to 16mm with coating diameter of 250 μ m or less. 16mm with coating diameter of 250 μ m to 1000 μ m. Optional set-plate for 8 to 16mm with coating diameter of 250 μ m to 1000 μ m is available. FSM-17S-FH: 10mm
Actual average splice loss	0.05dB with SM, 0.02dB with MM, 0.08dB with DS, 0.08dB with NZDS. Measured by cut-back method relevant to ITU-T and IEC standards.
Splicing time	Typical 11seconds with standard SM fiber
Return loss	>>60dB
Splicing modes	40 user programmable modes and up to 60 modes for reference (factory predetermined setting).
Splice loss estimate	Available
Storage of splice result	The last 2000 results to be stored in the internal memory.
Fiber display	X / Y, or both X and Y simultaneously.
Magnification	316x for single X or Y view, or 158x for X and Y view.
Viewing method	Two CMOS cameras and 5.6inch color LCD monitor.
Operating condition	0 to 5,000m above sea level, 0 to 95%RH and -10 to 50 $^{\circ}$ C respectively.
Mechanical proof test	2N
Tube heater	Built-in tube heater with 10 heating modes and up to 20 modes for reference.
Tube heating time	Typical 35seconds with FP-03 protection sleeve.
Applicable protection sleeve length	60mm and 40mm
No. of splice/heat with battery	Typical 80 cycles with BTR-06(S) / Typical 160 cycles with BTR-06(L).
Power supply	Auto voltage selection from 100 to 240V AC or 10 to 15V DC with ADC-11. 13.2V DC with BTR-06(S)/(L).
Terminals	USB 1.1 (USB-B type) for PC communication. Video terminal RCA video jack / NTSC.
Wind protection	Max. wind velocity of 15m/s.
Dimensions	150W \times 150D \times 150H (mm)
Weight	2.1 kg (2.6kg including AC adapter ADC-11)

STANDARD PACKAGE		
Description	Model No.	Q'ty
Arc Fusion Splicer	FSM-17S or FSM-17S-FH	1pc.
AC adapter / Battery charger / DC inlet	ADC-11	1pc.
Carrying case	CC-12	1pc.
Monitor cover	MC-02	1pc.
AC power cord	ACC-XX	1pc.
Spare electrodes	ELCT2-20A	1pair
Instruction manual	-	1pc.

OPTIONAL ITEMS	
Description	Model No.
Detachable battery pack	BTR-06(L) / BTR-06(S)
Battery charge cord	DCC-10
DC power cord	DCC-12 (Cigarette lighter socket type) DCC-13 (Alligator clamp type)
J-plate	JP-04
Working table	WT-06
Working table support	WTS-06
Magnifying glass	MGS-05
High precision fiber cleaver	CT-20 Series
Thermal jacket stripper	HJS-02
Primary coat stripper	PS-02
Nylon jacket stripper	JS-01
Tube heater	SH-7
Alcohol dispenser	HR-1
Protection sleeves	FP-03, FP-03(L= 40)


OPTIONAL FIBER HOLDERS		
Fiber	Single(0.25mm)	Single(0.9mm)
Model No.	FH-50-250	FH-50-900



Accessories



Top view of FSM-17S



Top view of FSM-17S-FH

Specifications and descriptions are subject to change without prior notice.

Fujikura Ltd.

Fujikura Asia Ltd.

Fujikura Europe Ltd.

AFL Telecommunications

1-5-1, kiba, koto-ku, Tokyo 135-8512, Japan
Phone : +81-3-5606-1164 Fax : +81-3-5606-1534 <http://www.fujikura.co.jp>

460 Alexandra Road #22-02 PSA Bldg., Singapore 119963
Phone : +65-6-278-8955 Fax : +65-6-278-0965 <http://www.fujikura.com.sg>

C51 Barwell Business Park, Leatherhead Road, Chessington, Surrey KT9 2NY, UK
Phone : +44-208-240-2000 Fax : +44-208-240-2010 <http://www.fujikura.co.uk>

260, Parkway East, Duncun, SC29334, USA
Phone : +1-800-235-3423 Fax : +1-800-926-0007 <http://www.aftele.com>