





Mass Fusion Splicer **90R** kit series

Replaceable V-groove

Up to 16F



250µm fiber spacing




200µm fiber spacing



Cutting-edge Feature

1. Replaceable 200μm/250μm spacing V-groove


The 90R features an easily replaceable V-groove system, which allows customers to install and remove the V-groove very quickly. Almost all ribbon cables that have already been installed contain ribbons with fibers that have 250μm coating and therefore a 250μm fiber-to-fiber spacing. But with increasing cable densities, cable installations with 200μm coated fibers at a 200μm spacing is increasing. The 90R user can splice various types (and combination) of ribbon fiber by switching the V-groove spacing between 200μm and 250μm according to the type of optical fiber to be spliced.



2. Minimizing the downtime on the field

Accumulation of dust and melted glass on the V-groove is one of the causes of high splice loss during fusion splicing. The 90R includes a spare set of 12 fiber V-grooves with electrodes installed and ready to splice as part of the standard package. These spare V-grooves are field replaceable, so user downtime is minimized. The electrodes are pre-stabilized, so electrode stabilization is not required.

Glass deposition on Electrode




Glass deposition on V-groove




Cause of Large Fiber Offset


Large Fiber Offset					
No.	Gap [μm]	Offset [μm]	Cleave L [μm]	Cleave R [μm]	
1	68	0.9	1.4°	1.9°	
2	63	0.3	0.5°	1.1°	
3	55	1.3	0.7°	0.9°	
4	54	5.2	1.7°	1.2°	
5	54	0.4	1.3°	0.4°	
6	62	1.1	0.4°	0.7°	
7	48	1.2	1.9°	0.3°	
8	48	2.7	1.0°	1.5°	
9	48	0.8	1.9°	0.1°	
10	43	6.7	0.9°	0.3°	
11	42	0.7	0.4°	1.8°	
12	40	2.8	2.0°	0.5°	




Glass deposited V-groove and electrodes



Remove




Install

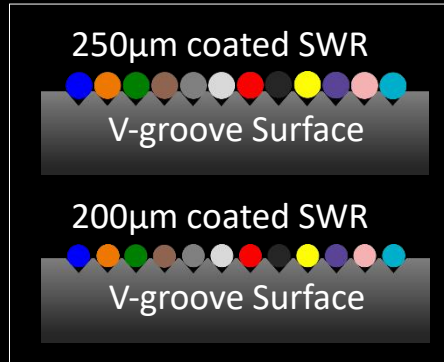


3. Universal Fiber Holder

The FH-70-12 fiber holder is compatible with many types of 12 fiber ribbon, such as 0.3mm or 0.4mm thick encapsulated ribbons and 200μm or 250μm coated Spider Web Ribbon (SWR). The 250μm spacing V-grooves in the FH-70-12 fiber holder simplify SWR loading and ribbon preparation.

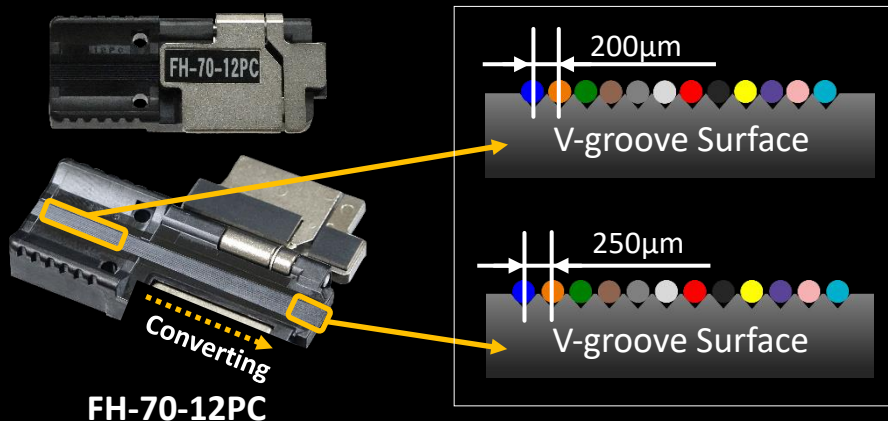


FH-70-12



4. Pitch Conversion Fiber Holder

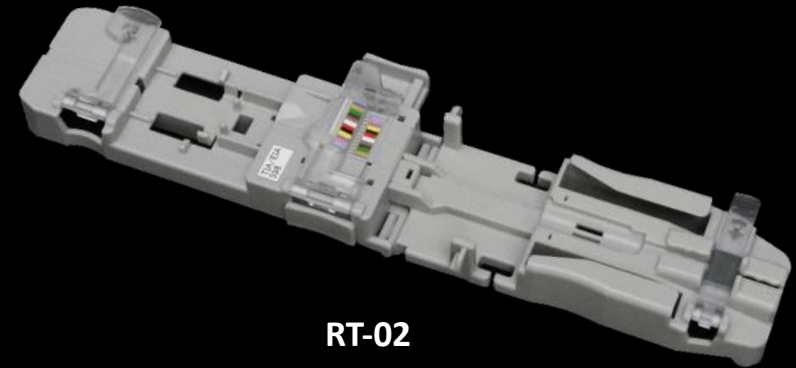
The pitch conversion fiber holder, FH-70-12PC, enables pitch conversion of individual 200μm coated fibers from a 200μm to 250μm spacing. It also enables many ribbons with 200μm spacing to be converted to 250μm spacing so they can be loaded into the standard 90R 250μm V-groove.




FH-70-12PC

5. Ribbonizing Tool

The RT-02 is a tool which enables quick and easy ribbonization of 12 individual fibers into a temporary ribbon which can be spliced using a 90R. No glue or adhesive is required when using this ribbonizing tool since the arranged fibers are immediately loaded into the fiber holder. The RT-02 doesn't require the user to insert the fibers in the color code sequence, which is necessary with other ribbon arrangement tools. The user can choose any fiber at random and place it in the correct slot by referring to the color code label on the tool. The RS-02 is applicable to ribbonize both 200μm and 250μm coated fibers. It's also capable of ribbonizing 200μm coated fibers into 250μm spacing ribbon using the FH-70-12PC pitch conversion fiber holder or a 200μm spacing using the "Red Label" FH-70-12-200 (200μm spacing) fiber holder.

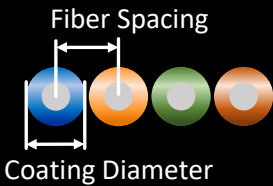







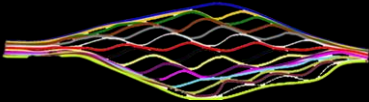





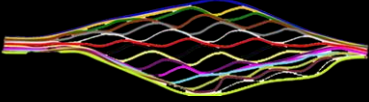
RT-02



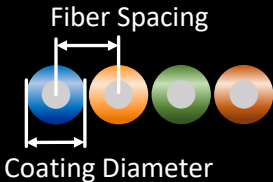
Ribbonizing 200μm coated fiber at a 250μm pitch



















6. 90R16 Accessories Enable Splicing any Combination of 250μm and 200μm Ribbon



Coating Diameter	Fiber Spacing	Ribbon Structure	Replaceable V-groove	Fiber Holder
250μm	—	 Single fibers	 VG16-01-250  250μm	 FH-70-16
	250μm	 Encapsulated ribbon		
200μm	250μm	 Flexible Ribbon		
200μm	—	 Single fibers	 VG16-01-200  200μm	 FH-70-16-200
	200μm	 Encapsulated ribbon		
		 Flexible Ribbon		

7. 90R12 Accessories Enable Splicing any Combination of 250μm and 200μm Ribbon



Coating Diameter	Fiber Spacing	Ribbon Structure	Replaceable V-groove	Fiber Holder
250μm	—	 Single fibers	 VG12-01	 FH-70-12
	250μm	 Encapsulated ribbon  Flexible Ribbon		
200μm	—	 Single fibers		 FH-70-12PC
	200μm ↓ 250μm	 Encapsulated ribbon ↓  Single fibers  Flexible Ribbon ↓  Single fibers	 250μm	
200μm	—	 Single fibers	 VG12-01-200	 FH-70-12-200
	200μm	 Encapsulated ribbon		
		 Flexible Ribbon	 200μm	

Well-developed operability

1. Carrying Case

There are multiple ways to utilize the 90R carrying case. The 90R is ready to use just by opening the case, but it is also possible to use the 90R on top of the carrying case or only with the work tray depending on the work environment.

Ready to use




Large storage space under work tray

Lid of carrying case becomes a work tray

2. Work Tray

The work tray has many functions. There are two drawers for storage which are large enough to store tools or battery packs. Also, the work tray can be divided in two, so it is configurable to fit your work space.

Separable Work Tray




Cleaver & Stripper



Battery packs

Plenty of space in work tray

Active Fusion Control Technology



ACTIVE FUSION

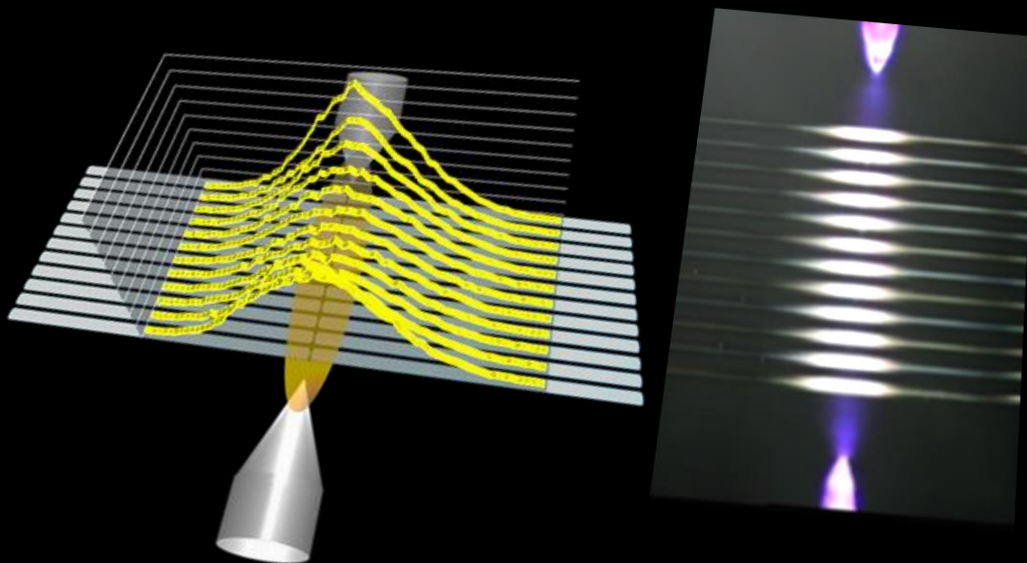
CONTROL TECHNOLOGY

The 90R features ACTIVE FUSION CONTROL TECHNOLOGY which has two key components. This function enables stable fusion splicing with a wide variety of optical fibers and field conditions.

1. Active Fusion control by Real-time


The 90R mass fusion splicer uses a wide electrode gap and heats the ribbon fibers uniformly. It features real-time fusion power control by analyzing the fiber's brightness intensity during the splicing arc. Therefore, it can splice the fiber by appropriate fusion parameters.

The 90R does not have active core alignment mechanisms, however, during the fusion, fiber surface tension effects minimize preexisting offsets.

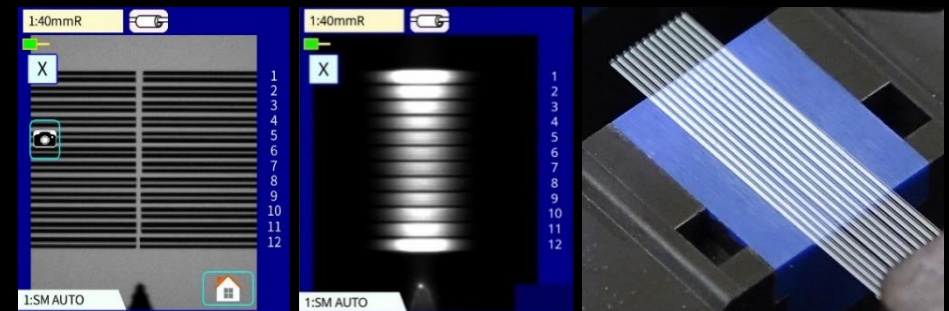


2. Active Fusion control by V-groove and fiber count

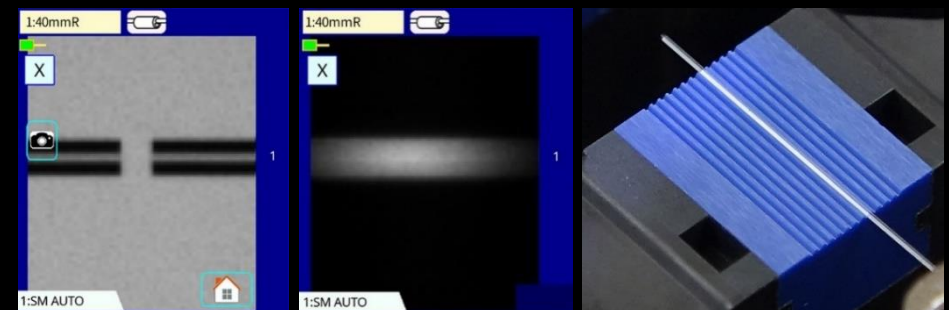
The 90R automatically determines the appropriate fusion splicing parameters according to the ribbon fiber count and the installed V-groove spacing.



250µm fiber spacing / 12-fiber ribbon




200µm fiber spacing / 12-fiber ribbon



Single fiber


Active Blade Management Technology



ACTIVE BLADE MANAGEMENT TECHNOLOGY


1. Active Blade rotation by motor

The 90R and CT50 fiber cleaver are provided with wireless data connectivity. This capability allows automatic cleaver blade rotation when the 90R judges the blade is worn. The 90R can be connected to two CT50 cleavers simultaneously.



2. Active Blade life management

The 90R displays the remaining blade life and informs the user when a blade height change, position change, or new blade is required.



3. Stripping Condition Control

When the user changes the splice mode, e.g. from 12 fiber ribbon splice mode to SWR fiber splice mode, a wireless command from the splicer automatically changes the ribbon stripper RS03 heating temperature and time.

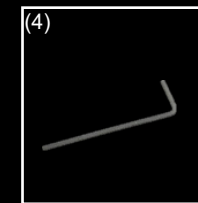


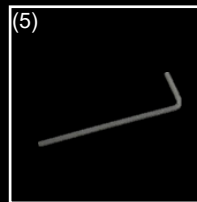





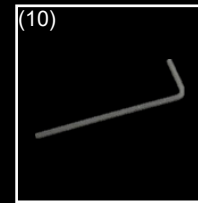

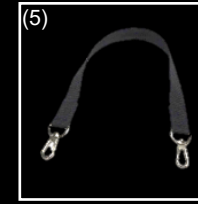





Standard Package



Item	Model	90R16	90R12
Mass Fusion Splicer	90R16	1 pc	—
	90R12	—	1 pc
(1) Battery Pack *	BTR-15	1 pc	—
(2) AC Adapter	ADC-20	1 pc	—
(3) AC Power Cord	ACC-14, 15, 16, 17 or 18	1 pc	—
(4) USB Cable	USB-01	1 pc	—
(5) Fusion Splicer Strap	ST-02	1 pc	—
(6) Electrodes, on spare V-groove	ELCT2-16B	2 pair	1 pair
(7) 16 fiber V-groove, spare	VG16-01, 250 to 255μm spacing	1 pc	—
(8) 16 fiber V-groove, spare	VG16-01-200, 200 to 210μm spacing	1 pc	—
(9) 12 fiber V-groove, spare	VG12-01, 250 to 255μm spacing	1 pc	—
(10) Hexagonal Wrench	HEX-01	1 pc	—
(11) V-groove Cleaning Brush	VCB-01	1 pc	—
(12) Carrying Case	CC-39	1 pc	—
(13) Work Tray Left	WT-09L	1 pc	—
(14) Work Tray Right	WT-09R	1 pc	—
(15) Work Tray J-Plate	JP-09	1 pc	—
(16) Tripod Screw	TS-03	2 pcs	—
(17) Carrying Case Strap	ST-03	1 pc	—
(18) Alcohol Dispenser	AP-02	1 pc	—
(19) Quick Reference Guide	QRG-03-E	1 pc	—
(20) Instruction Manual	PDF file stored in Splicer RS03	—	—
Ribbon Fiber Stripper	RS03	1 pc	—
(1) Battery Pack *	BTR-12A	1 pc	—
(2) AC Adapter	ADC-09A	1 pc	—
(3) AC Power Cord	ACC-08, 09, 10, 11 or 12	1 pc	—
(4) Blade Cleaning Brush	BRS-02	1 pc	—
(5) Hexagonal Wrench	HEX-01	1 pc	—
Single Fiber Stripper	SS03 or SS01	1 pc	—
Optical Fiber Cleaver	CT50	1 pc	—
(1) Fiber Scrap Collector	FDB-05	1 pc	—
(2) Fiber Setting Plate	AD-10-M24	1 pc	—
(3) Case, for cleaver	CC-37	1 pc	—
(4) Hexagonal Wrench	HEX-01	1 pc	—

* Please follow IATA regulation when shipping the battery by air.



Specifications

90R16 Specifications



Item		Specification
Fiber alignment method		Self cladding alignment with surface melting tension
Fiber count can be spliced		90R16 : Single and up to 16 fiber ribbon
Applicable fiber	Fiber type	Single mode optical fiber
	Cladding dia.	Multi mode optical fiber
Applicable coating	Fiber holder	Coating shape : Refer to options
		Cleave length : Approx.10mm
Fiber splice performance	Splice loss *1	ITU-T G.652 : Avg. 0.05dB
		ITU-T G.651 : Avg. 0.02dB
		ITU-T G.653 : Avg. 0.08dB
		ITU-T G.655 : Avg. 0.08dB
		ITU-T G.657 : Avg. 0.05dB
	Splice time *2	SM FAST mode : Avg. 17 to 18sec. SM AUTO mode : Avg. 20 to 21sec.
Applicable protection sleeve	Sleeve type	Heat shrinkable sleeve
	Sleeve length	Max. 66mm
	Sleeve dia.	Max. 6.0mm before shrinking
Sleeve heat performance	Heat time *3	40mm FP-05 mode : Avg. 38 to 40sec.
		40mm FP-04T FAST mode : Avg. 17 to 19sec.
		Single 60mm mode: Avg. 13 to 15sec.
Fiber tensile test force		Approx. 2.0N
Electrode life *4		Approx. 1500 splices
Physical description	Dimensions W	Approx.170mm without projection
	Dimensions D	Approx.173mm without projection
	Dimensions H	Approx.150mm without projection
	Weight	Approx. 2.6kg including battery
Environmental condition	Temperature	Operate : -10 to 50°C
		Storage : -40 to 80°C
	Humidity	Operate : 0 to 95%RH non-condensing Storage : 0 to 95%RH non-condensing
AC adaptor	Altitude	Max. 3700m
	Input	AC100 to 240V, 50/60Hz, Max. 1.5A
Battery pack	Type	Rechargeable Lithium Ion
	Output	Approx. DC14.4V, 6380mAh
	Capacity *5	Approx. 165 splice and heat cycles
	Temperature	Recharge : 0 to 40°C Long Term Storage : -20 to 30°C
	Battery life *6	Approx. 500 recharge cycles
Display	LCD monitor	TFT 4.9 inches with touch screen
	Magnification	Approx. 15X : 16 ribbon to 60X : single
Illumination	V-grooves	LED lamp
Interface	PC	USB2.0 Mini B type
	External LED lamp	USB2.0 A type Approx. DC5V, 500mA
	Ribbon Stripper	Mini DIN 6pin DC12V, Max. 1A
	Wireless *7	Bluetooth 4.1 LE
	Data storage	Splice mode
Heat mode		30 heat modes
Splice result		10000 splices
Splice image		100 images
Screw hole for tripod		1/4-20UNC
Other features	Automatic functions	Splice mode select by fiber count analysis
		Fusion power calibration
		Wind protector : open and close
		Heater lid : open and close
		Heater clamp : open and close
Reference guide	Video and PDF file stored in splicer	
Electrode	Replaceable without tool	

90R16 Options

Item	Model	Remark
V-groove	VG12-01-200	12 fiber ribbon, 200 to 210μm spacing
	VG16-01-200	16 fiber ribbon, 200 to 210μm spacing
Fiber holder	FH-70-200	200μm coating diameter
	FH-70-250	250μm coating diameter
	FH-70-900	900μm coating diameter
	FH-70-2	2 fiber ribbon
	FH-70-4	4 fiber ribbon
	FH-70-8	8 fiber ribbon
	FH-70-10	10 fiber ribbon
	FH-70-12	12 fiber ribbon
	FH-70-16	16 fiber ribbon
	FH-70-12PC	Pitch conversion for 12 fiber ribbon
	FH-70-16PC	Pitch conversion for 16 fiber ribbon
	FH-70-12-200	12 fiber ribbon, 200 to 210μm spacing
	FH-70-16-200	16 fiber ribbon, 200 to 210μm spacing
	FH-FC-20	900μm in 2mm diameter cable
	FH-FC-30	900μm in 3mm diameter cable
	FH-60-LT900	900μm loose buffer cable
DC adapter	DCA-03	Connect AC adapter not through battery
	DCC-20	Car cigar socket to BTR-15/DCA-03
DC power cord	DCC-21	Car battery to BTR-15/DCA-03
	DCC-11	Splicer to ribbon stripper
	FAT-04	2 to 16 fibers, 250μm diameter
Ribbonizing tool	FAT-04	2 to 16 fibers, 250μm diameter
Transfer Ccamp	CLAMP-DC-12	Transferring drop cable on work tray
J-Plate	JP-10	Attaching to splicer, not to work tray
	JP-10-FC	JP-10 with fiber clamps
Protection sleeve	FP-04(T)	40mm, up to 8 fiber ribbon
	FP-05	40mm, up to 12 fiber ribbon

Notes

*1 Measured with a cut-back method after splicing the same type of fibers.

*2 Measured at room temperature. The definition of splice time is from the fiber image appeared in LCD monitor to the estimated loss displayed. The average splice time changes depending on the environmental conditions, fiber type, and fiber characteristics.

*3 Measured at room temperature with the AC adapter. The heat time is defined from the start beep sound to the finish beep sound. The average heat time changes depending on the environmental conditions, sleeve type and battery pack condition.

*4 The electrode life changes depending on the environmental conditions, fiber type and splice modes.

*5 Test condition

(1) 16 fiber ribbon : Splice and heat time : 3.5 minutes cycle with FP-05 sleeve

(2) Using the splicer power save settings, subject to our testing condition.

(3) Using a not degraded battery

(4) At room temperature

(5) Without accessories, RS03 etc., that use the power supply of the fusion splicer

The battery capacity changes when testing with different conditions from the above.

*6 The battery capacity decreases to a half after approx. 500 discharge and recharge cycles, The battery life is shortened further when using outside of the storage temperature range, operating temperature range, if completely discharged by storing for a long time without recharging.

*7 Bluetooth® mark and logos are the registered trademarks of Bluetooth SIG, Inc.

Specifications

90R12 Specifications



Item		Specification
Fiber alignment method		Self cladding alignment with surface melting tension
Fiber count can be spliced		90R12 : Single and up to 12 fiber ribbon
Applicable fiber	Fiber type	Single mode optical fiber
	Cladding dia.	Multi mode optical fiber Approx.125μm
Applicable coating	Fiber holder	Coating shape. : Refer to options
		Cleave length : Approx.10mm
Fiber splice performance	Splice loss *1	ITU-T G.652 : Avg. 0.05dB
		ITU-T G.651 : Avg. 0.02dB
		ITU-T G.653 : Avg. 0.08dB
		ITU-T G.655 : Avg. 0.08dB
		ITU-T G.657 : Avg. 0.05dB
	Splice time *2	SM FAST mode : Avg. 16 to 17sec.
		SM AUTO mode : Avg. 19 to 20sec.
Applicable protection sleeve	Sleeve type	Heat shrinkable sleeve
	Sleeve length	Max. 66mm
	Sleeve dia.	Max. 6.0mm before shrinking
Sleeve heat performance	Heat time *3	40mm FP-05 mode : Avg. 38 to 40sec.
		40mm FP-04T FAST mode : Avg. 17 to 19sec.
		Single 60mm mode: Avg. 13 to 15sec.
Fiber tensile test force		Approx. 2.0N
Electrode life *4		Approx. 1500 splices
Physical description	Dimensions W	Approx.170mm without projection
	Dimensions D	Approx.173mm without projection
	Dimensions H	Approx.150mm without projection
	Weight	Approx. 2.6kg including battery
Environmental condition	Temperature	Operate : -10 to 50°C Storage : -40 to 80°C
	Humidity	Operate : 0 to 95%RH non-condensing Storage : 0 to 95%RH non-condensing
	Altitude	Max. 3700m
AC adaptor	Input	AC100 to 240V, 50/60Hz, Max. 1.5A
Battery pack	Type	Rechargeable Lithium Ion
	Output	Approx. DC14.4V, 6380mAh
	Capacity *5	Approx. 165 splice and heat cycles
	Temperature	Recharge : 0 to 40°C Long Term Storage : -20 to 30°C
	Battery life *6	Approx. 500 recharge cycles
Display	LCD monitor	TFT 4.9 inches with touch screen
Illumination	Magnification	Approx. 20X : 12 ribbon to 60X : single
	V-grooves	LED lamp
Interface	PC	USB2.0 Mini B type
	External LED lamp	USB2.0 A type Approx. DC5V, 500mA
	Ribbon Stripper	Mini DIN 6pin DC12V, Max. 1A
	Wireless *7	Bluetooth 4.1 LE
Data storage	Splice mode	100 splice modes
	Heat mode	30 heat modes
	Splice result	10000 splices
	Splice image	100 images
Screw hole for tripod		1/4-20UNC
Other features	Automatic functions	Splice mode select by fiber count analysis
		Fusion power calibration
		Wind protector : open and close
		Heater lid : open and close
Reference guide	Heater clamp : open and close	
	Video and PDF file stored in splicer	
Electrode	Replaceable without tool	

90R12 Options

Item	Model	Remark
V-groove	VG12-01-200	12 fiber ribbon, 200 to 210μm spacing
	FH-70-200	200μm coating diameter
	FH-70-250	250μm coating diameter
	FH-70-900	900μm coating diameter
	FH-70-2	2 fiber ribbon
	FH-70-4	4 fiber ribbon
	FH-70-8	8 fiber ribbon
	FH-70-10	10 fiber ribbon
	FH-70-12	12 fiber ribbon
	FH-70-12PC	Pitch conversion for 12 fiber ribbon
	FH-70-12-200	12 fiber ribbon, 200 to 210μm spacing
	FH-FC-20	900μm in 2mm diameter cable
Fiber holder	FH-FC-30	900μm in 3mm diameter cable
	FH-60-LT900	900μm loose buffer cable
DC Adapter	DCA-03	Connect AC adapter not through battery
DC power cord	DCC-20	Car cigar socket to BTR-15/DCA-03
	DCC-21	Car battery to BTR-15/DCA-03
	DCC-11	Splicer to ribbon stripper
Ribbonizing Tool	FAT-04	2 to 16 fibers, 250μm diameter
Transfer Clamp	CLAMP-DC-12	Transferring drop cable on work tray
J-Plate	JP-10	Attaching to splicer, not to work tray
	JP-10-FC	JP-10 with fiber clamps
Protection sleeve	FP-04(T)	40mm, up to 8 fiber ribbon
	FP-05	40mm, up to 12 fiber ribbon

Notes

*1 Measured with a cut-back method after splicing the same type of fibers.

*2 Measured at room temperature. The definition of splice time is from the fiber image appeared in LCD monitor to the estimated loss displayed. The average splice time changes depending on the environmental conditions, fiber type, and fiber characteristics.

*3 Measured at room temperature with the AC adapter. The heat time is defined from the start beep sound to the finish beep sound. The average heat time changes depending on the environmental conditions, sleeve type and battery pack condition.

*4 The electrode life changes depending on the environmental conditions, fiber type and splice modes.

*5 Test condition

(1) 12 fiber ribbon : Splice and heat time : 2 minutes cycle with FP-05 sleeve

(2) Using the splicer power save settings, subject to our testing condition.

(3) Using a not degraded battery

(4) At room temperature

(5) Without accessories ,RS03 etc., that use the power supply of the fusion splicer

The battery capacity changes when testing with different conditions from the above.

*6 The battery capacity decreases to a half after approx. 500 discharge and recharge cycles, The battery life is shortened further when using outside of the storage temperature range, operating temperature range, if completely discharged by storing for a long time without recharging.

*7 Bluetooth® mark and logos are the registered trademarks of Bluetooth SIG, Inc.

Specifications



CT50 Specifications

Item		Specification
Applicable fiber	Fiber type	Single mode optical fiber
		Multi mode optical fiber
	Fiber count	Single and up to 16 fiber ribbon
	Cladding dia.	Approx. 125μm
Applicable coating	Fiber setting plate	AD-10-M24 : Max. 900μm coating diameter
		AD-50 : Max. 3mm coating diameter
		AD-16A : Max. 900μm coating diameter 1 fiber + Max. 250μm coating diameter 1 fiber
	Fiber holder	Coating shape. : Refer to splicer options
Cleave length	Fiber setting plate	AD-10-M24 : 5 to 20mm *1
		AD-50 *C.D. : coating diameter C.D. = 250μm or less : 5 to 20mm *1 250μm < C.D. < =900μm : 10 to 20mm 900μm < C.D. < =3mm : 14 to 20mm
		AD-16A : 5~20mm *1
	Fiber holder	Approx. 10mm
Cleave angle *2	Single fiber	Avg. 0.3 to 0.9 degrees
	Fiber ribbon	Avg. 0.3 to 1.2 degrees
Blade life *3		Approx. 60000 fiber cleaves
Physical description	Dimensions W	Approx. 117mm without projection *4
	Dimensions D	Approx. 94mm without projection *4
	Dimensions H	Approx. 59mm without projection *4
	Weight	Approx. 306g including battery and AD-10-M24
Environmental condition	Temperature	Operate : -10 to 50°C
		Storage : -40 to 80°C
	Humidity	Operate : 0 to 95%RH non-condensing Storage : 0 to 95%RH non-condensing
Battery		2 pieces of LR03, AAA dry battery
Wireless interface *5		Bluetooth 4.1 LE
Screw hole for tripod		1/4-20UNC
Holding mechanism for the fiber holder		Equipped
Other features	Blade rotation	Motorized rotation / Manual rotation dial
	Replaceable parts	Blade / Clamp arm

RS03 Specifications

Item		Specification
Applicable fiber	Fiber type	Single mode optical fiber
		Multi mode optical fiber
	Fiber count	Single and up to 16 fiber ribbon
	Cladding dia.	Approx. 125μm
	Coating dia.	200 to 400μm
Stripping length		Max. 35mm
Heat time *1		Approx. 3sec
Heat temperature		Approx. 5sec with Eco-mode 85 to 140 °C
Physical description	Dimensions W	Approx.156mm without projection
	Dimensions D	Approx.49mm without projection
	Dimensions H	Approx.37mm without projection
	Weight	Approx. 265g including battery
Environmental condition	Temperature	Operate : -10 to 50°C
		Storage : -40 to 80°C
	Humidity	Operate : 0 to 95%RH non-condensing Storage : 0 to 95%RH non-condensing
AC adaptor	Input	AC100 to 240V, 50/60Hz, Max. 0.58A
DC input		DC10 to 17V, Approx. 1A
Battery pack	Type	Rechargeable Lithium Ion
	Output	Approx. DC7.2V, 1840mAh
	Capacity *2	Approx. 600 times with Eco-mode
	Temperature	Operate : -10 to 50°C
		Recharge : 0 to 40°C
		Long Term Storage : -20 to 30°C
	Battery life *3	Approx. 500 recharge cycles
Wireless interface *4		Bluetooth 4.1 LE
Other features	Stripping force	Lower stripping force design
	Automatic heat setting	Controlled from splicer or smartphone



CT50 Options

Item	Model	Remark
Fiber Setting Plate	AD-50	Optional fiber setting plate
	AD-16A	Optional fiber setting plate
Blade	CB-08	Blade for replacement
Clamp Arm	ARM-CT50-01	Clamp arm with anvil for replacement
Fiber Scrap Collector	FDB-05	Spare scrap collector
Side cover	SC-CT50-01	Side cover instead of scrap collector
Spacer	SPA-CT08-10	Cleave length 10mm
	SPA-CT08-09	Cleave length 9mm
	SPA-CT08-08	Cleave length 8mm

Notes

- *1 When the cleave length is less than 10mm, the coating diameter should be 250μm or less. Also, a blade height adjustment is required before cleaving. The average cleave angle is worse than the specification when the cleave length is less than 10mm.
- *2 Measured with an interferometer at room temperature, not with a splicer. A new blade was used to cleave both the single fibers and ribbon fibers. The average cleave angle changes depending on the environmental conditions, blade condition, operating method, and cleanliness.
- *3 The blade life changes depending on the environmental conditions, operating method, and the fiber type cleaved.
- *4 Measured in a condition when closing the lever.
- *5 Bluetooth® mark and logos are the registered trademarks of Bluetooth SIG, Inc.

RS03 Options

Item	Model	Remark
Spacer	SPA-RS02-08	Coating length 8mm
DC power cord	DCC-11	Splicer to ribbon fiber stripper

Notes

- *1 Measured at room temperature. The heat time changes depending on the environmental conditions and fiber coating type.
- *2 Tested at room temperature with a not degraded battery and Eco-mode. The number of cycles changes depending on the environmental conditions, stripper settings and battery degrading condition.
- *3 The battery capacity decreases to a half after approx. 500 discharge and recharge cycles, The battery life is shortened further when using outside of the storage temperature range, operating temperature range, if completely discharged by storing for a long time without recharging.
- *4 Bluetooth® mark and logos are the registered trademarks of Bluetooth SIG, Inc.

Replaceable V-groove
System

Please visit our web site!

<https://www.optic-product.fujikura.com/>



Enhanced splice
quality

Smart & Secure
management

**BEST QUALITY
SERVICE**

- SINCE 1978 -

Fujikura Ltd.

1-5-1, Kiba, Koto-ku, Tokyo 135-8512, Japan

General inquiries : +81-3-5606-1164

Service & support : +81-43-484-3962

<https://www.fujikura.com>

Fujikura Asia Ltd.

438A Alexandra Road, Block A Alexandra Technopark #08-03 Singapore 119967

General inquiries, Service & support : +65-6-278-8955

<https://www.fujikura.com.sg>

Fujikura Europe Ltd.

C51 Barwell Business Park, Leatherhead Road, Chessington, Surrey, KT9 2NY, UK

General inquiries : +44-20-8240-2000

Service & support : +44-20-8240-2020

<https://www.fujikura.co.uk>

AFL

110 Hidden Lake Circle Duncan, SC 29334, USA

General inquiries : +1-800-235-3423

Service & support : +1-800-866-3602

<https://www.aflglobal.com>

Fujikura (China) Co., Ltd.

7th Floor, Shanghai Hang Seng Bank Tower, 1000 Lujiazui Ring Road, Pudong New Area, Shanghai 200120, CHINA

General inquiries, service & support : +86-21-6841-3636

<http://www.fujikura.com.cn>